



YOUR

Travel Concierge Toolkit



CONTENTS

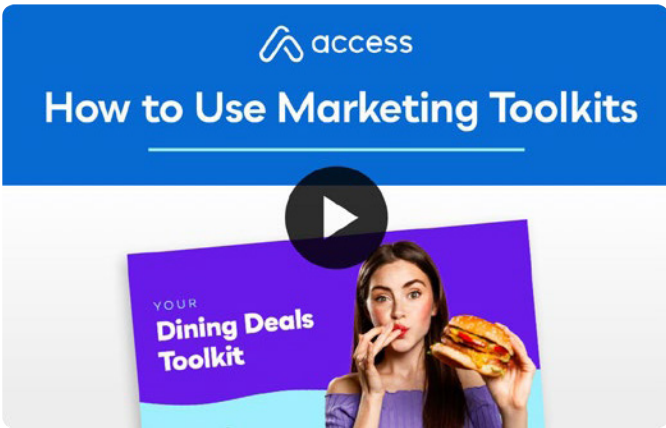
- Overview 1
- Marketing Copy 2
- Social Media Images 3
- Web & Email Banners 4
- Digital & Print Flier 5
- PowerPoint Slide 6
- Email HTML 7

OVERVIEW

Your members can count on our **dedicated travel customer service team** and flexible booking perks that make every trip easier and more affordable. Our expert agents help them find the best deals and maximize savings, while benefits like **free hotel and car-rental cancellation**, and **book-now/pay-later options** keep travel stress-free. From planning to check-in, they'll enjoy exclusive discounts and personalized support every step of the way.



Pro Tip:
Need tips on how to utilize the toolkit materials?
Check out this video tutorial:
[How to Use Marketing Toolkits](#)



MARKETING COPY

Any marketing copy in this document and in the attached assets can be utilized for multiple types of promotional content including emails, ads, videos, blurbs, blog articles, advertorials, social media posts, etc.

Mini

Travel your way with 24/7 concierge support, exclusive deals, and flexible booking options. Get started at [add your discount program travel homepage URL here]!

Short

Your members-only travel concierge is here to help you get the most from every trip. Enjoy exclusive discounts, 24/7 support, flexible bookings, and more. Start planning at [add your discount program travel homepage URL here]!

Medium

Travel made easy (and affordable) with [add your program name here]! Save big on hotels, car rentals, and more while enjoying members-only concierge service and flexible booking options. Your travel planning is effortless with expert support every step of the way. Explore deals at [add your discount program travel homepage URL here] and start your next adventure today!

Long

Travel smarter, easier, and more affordably with your members-only travel concierge. From exclusive hotel and car rental deals to personalized booking assistance and 24/7 customer support, we make sure your trips are seamless and stress-free. Our experts are ready to help so you can enjoy your vacation with confidence. Get started today at [add your discount program travel homepage URL here].



SOCIAL MEDIA IMAGES

These images and the copy on page two can be used on Facebook, Instagram, and other social channels. Images can be used as is or have room to add your logo.

1080x1920	1200x630	1080x1080
1080x1350	1015x1350	1080x566

Download Images

Raw Images

The raw, unedited, text-free images used in this toolkit have been provided for you to use at your discretion when creating your own travel concierge promotions.

Download Raw Images



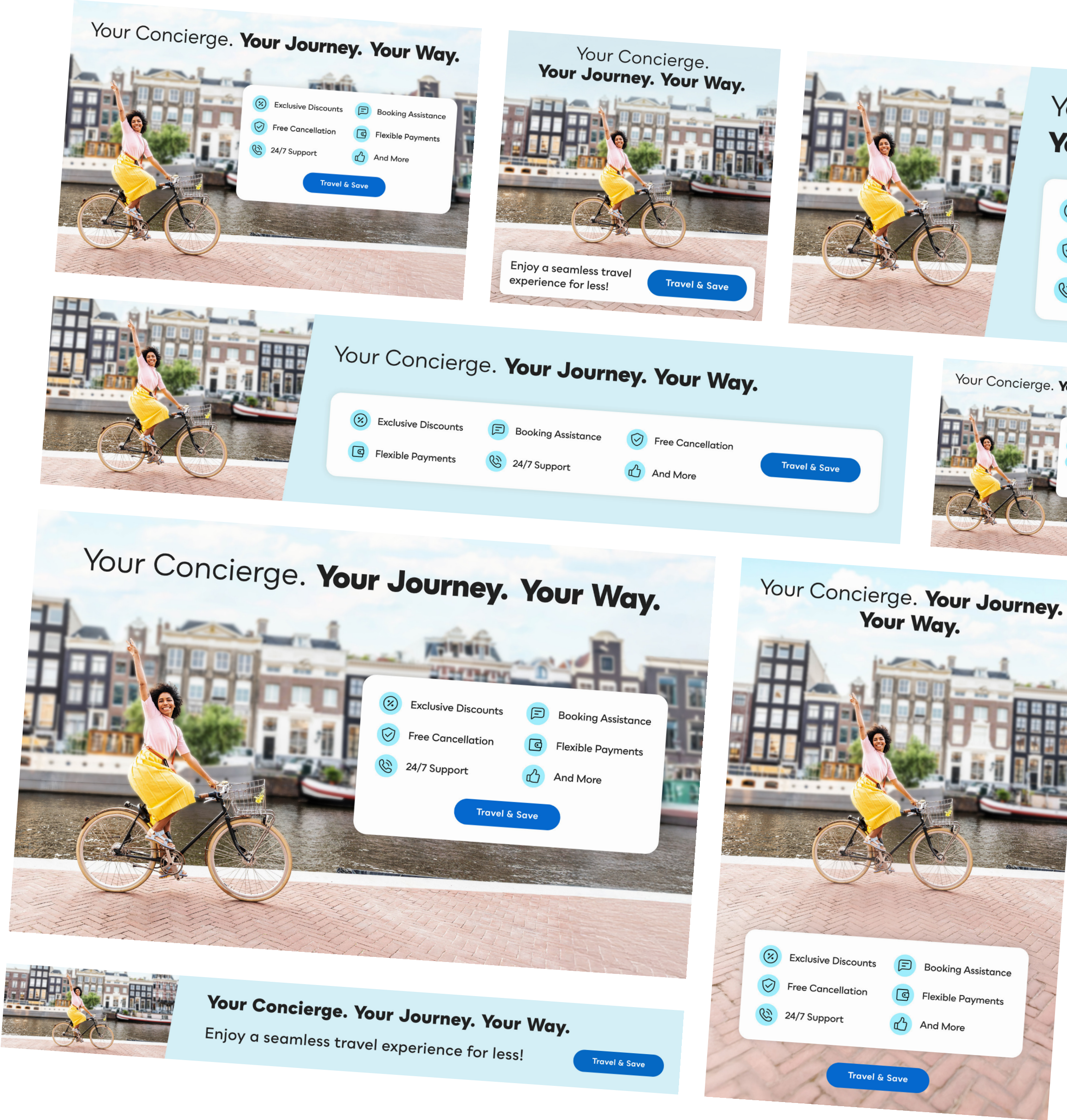
WEB & EMAIL BANNERS

The banners can be used in your emails, bulletins, newsletters, and other communications. Make sure to place the banner as close to the top of your emails as possible. This will ensure your audience sees it as soon as they open the email. Banners can be used as is or have room to add your logo.

Web Banner Sizes

242x463	600x125	1020x380	1500x1000
300x250	600x220	1140x655	1600x350
300x300	600x400	1200x600	1600x800
396x175	700x400	1208x744	1880x360
458x720	716x130	1272x792	2400x1350
468x60	728x90	1500x500	

Download Banners



DIGITAL & PRINT FLIER

This flier can be printed, used digitally for a landing page, or added as an attachment to an email. Before using the asset, don't forget to customize it with your program information, so your audience knows where to go to get their savings.

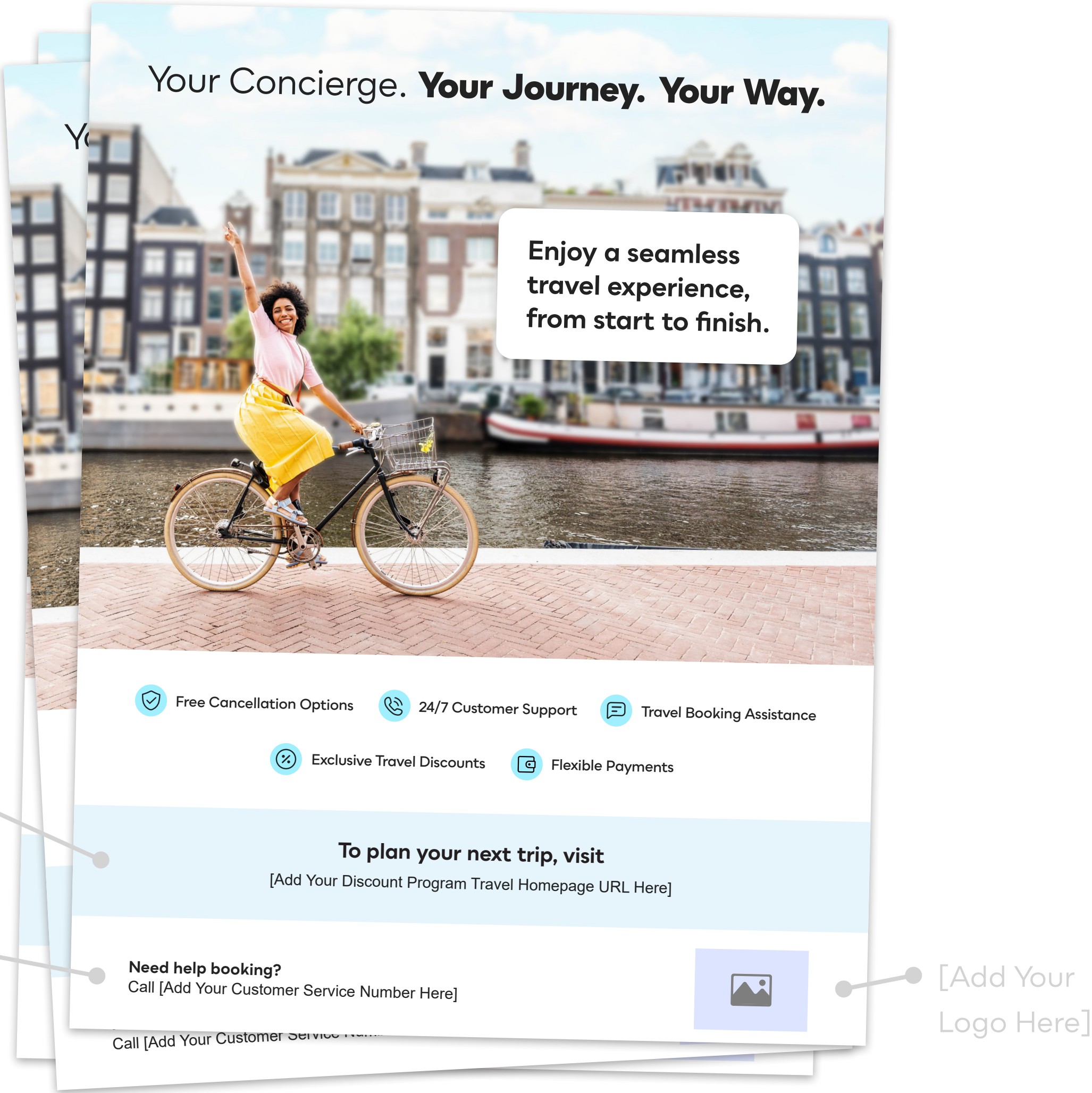
To plan your next trip, visit

[Add Your Discount Program Travel Homepage URL Here]

Need help booking?

Call [Add Your Customer Service Number Here]

Download Flier

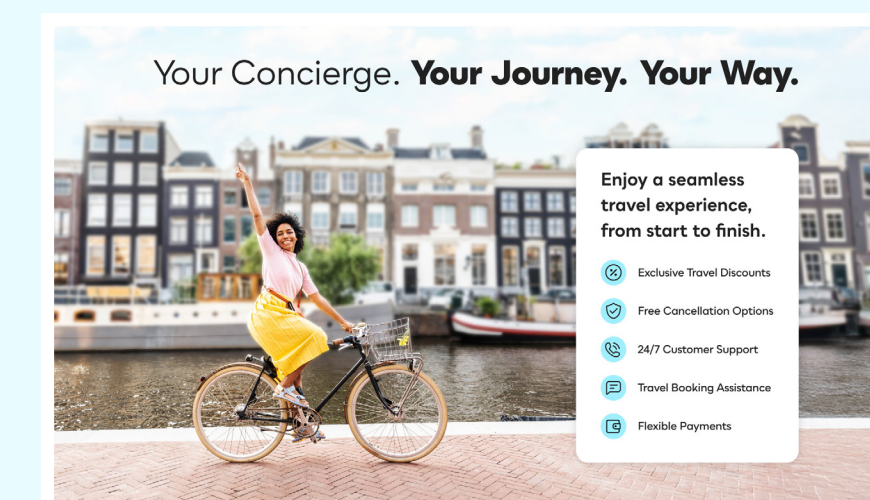




POWERPOINT SLIDE

You can utilize this slide to promote the program at company town halls, during open enrollment, customer sales demonstrations, and new employee orientations.

WIDESCREEN (16:9)



STANDARD (4:3)



[Download Slide](#)

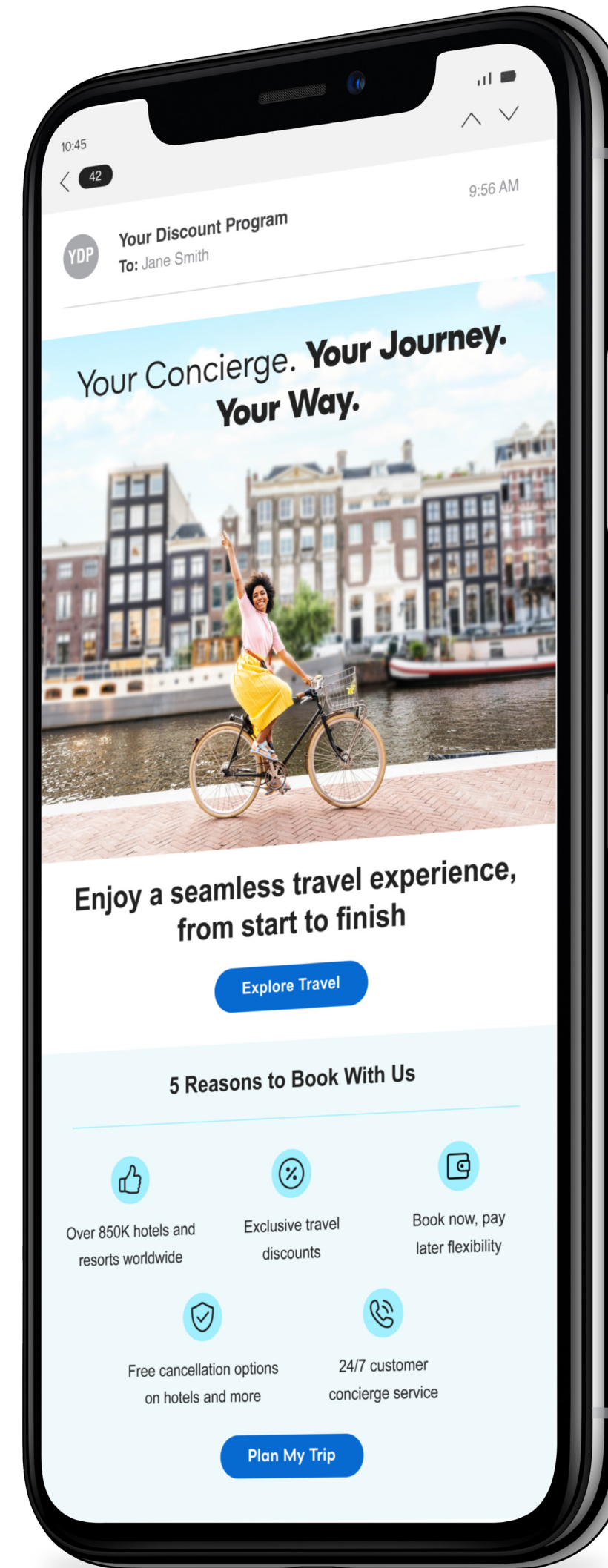


Want more content like this? [Visit your CMP](#)

EMAIL HTML

For clients not using Access Email Marketing Services, or even those that do and want to send an extra message, you can grab the HTML to email your audience on your own. Each HTML file provides implementation instructions, an image of the email to show the design and what it should look like, all images used in the email, and the subject line and preheader.

[Download HTML](#)



Don't hesitate to contact your Client Marketing Specialist (CMS) if you have any questions about this toolkit and how to get the most out of the assets.

If you don't know who your CMS is, call our customer service number and they can find out for you at **1-800-331-8867**.



Want more content like this? [Visit your CMP](#)